

REGISTRATION INSTRUCTIONS

Enrol in Breast Cancer PD

1. Click here to register



[Click here to register](#)

2. Complete the required details including selecting what type of registration you would like:

- Online Course
- Online Course + Practical Workshop

Click 'Create my new account'

New account

Choose your username and password

Username*

The password must have at least 8 characters, at least 1 digit(s), at least 1 lower case letter(s), at least 1 non-alphanumeric character(s) such as as *, -, or #

Password [Click to enter text](#)

More details

Email address*

Email (again)*

First name*

Surname*

City/town

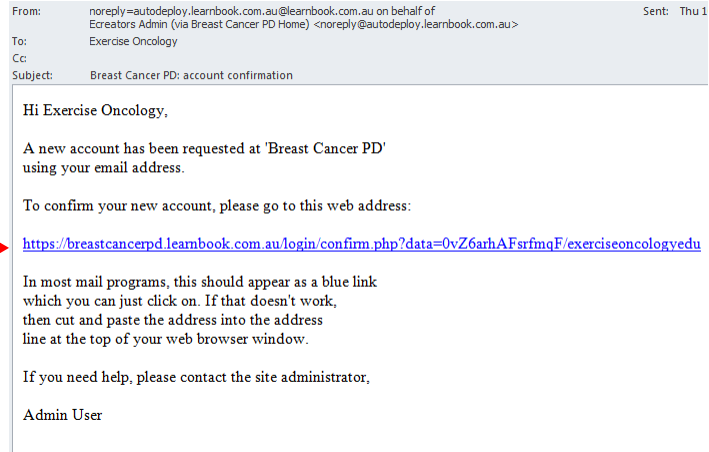
Country

Registration Type

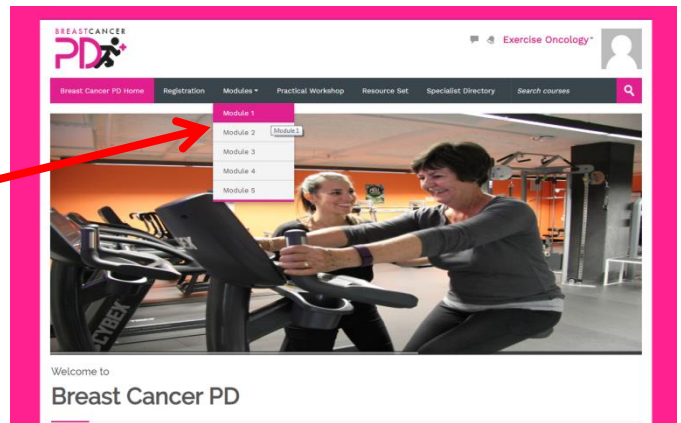
Registration Type*

[Create my new account](#) [Cancel](#)

3. Open the email with the subject line 'Breast Cancer PD; account confirmation' and click on the link to confirm your account.



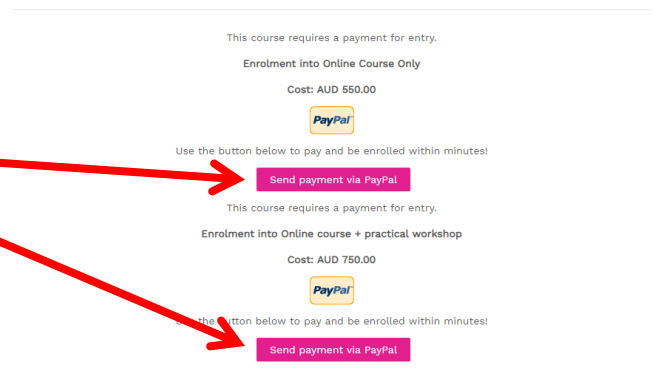
4. The link will now log you into the Breast Cancer PD website. From the home page, click on 'Modules' and then 'Module 1' to make payment and finalise your registration



Enrolment options

Module 1 - Introduction to Breast Cancer

5. Choose your preferred enrolment option and click on 'Send payment via PayPal' to securely pay the registration fee.



6. Choose to securely pay with a credit card or sign-in to pay with PayPal

PayPal \$750.00 AUD

Pay with PayPal

Email

Password

Stay logged in for faster checkout ?
Not recommended on shared devices.

Log In

Having trouble logging in?

or

Pay with a Card

Cancel and return to Exercise Oncology EDU Pty Ltd

7.. Once you have finalised payment you will be provided with access to the course content. Begin with Module 1 and work your way through the content.

Module 1 - Introduction to Breast Cancer

Pre-Breast Cancer PD Evaluation

As we are committed to quality and continuous improvement, we are seeking your assistance to help evaluate Breast Cancer PD. The course evaluation includes a brief 10 minute survey prior to initiating the course. Please complete the survey by clicking on the following link:

https://acu.qualtrics.com/jfe/form/SV_bjJIaw9xM2ONBhb

Presentation

MODULE 1
INTRODUCTION TO
BREAST CANCER

Not available unless: The activity https://acu.qualtrics.com/jfe/form/SV_bjJIaw9xM2ONBhb is completed

Presentation Slides

Breast Cancer PD - Module 1 Slides

Assessment

Module 1 Assessment

Contact the Breast cancer PD team if you have any questions
ExerciseOncologyEDU@gmail.com